

Challenge Cards – Block diagrams



If you add green and yellow together, the total will equal red.



True or false?

Explain how you know.

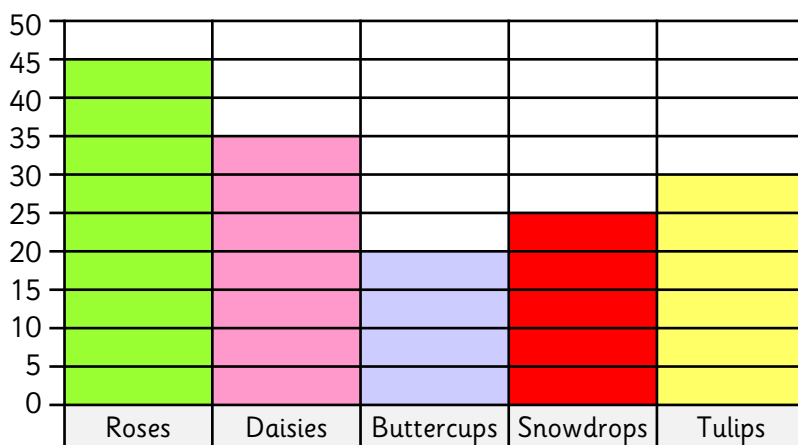
Give this block diagram a suitable title.

Use the clues to complete the block diagram.

- 30 more people chose mint than coffee.
- 20 fewer people bought strawberry compared to mint.
- Chocolate sold the most with 90, whilst vanilla sold 20 less.



Daisies, buttercups and tulips have a combined total of 80.



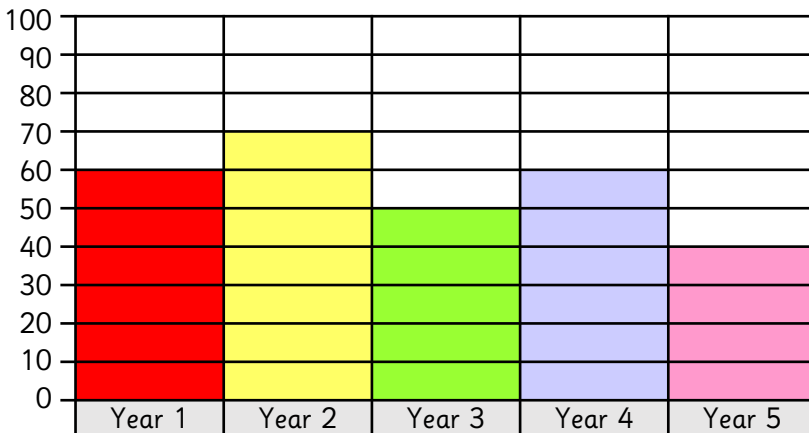
Is Kat correct?

Explain how you know.

Create your own questions for a friend.

Spot the mistake. Explain your answer.

Class	Number of children
Year 1	60
Year 2	80
Year 3	50
Year 4	60
Year 5	40



Challenge Cards – Block diagrams



If you add green and yellow together, the total will equal red.



True or false?

Explain how you know.

False. Green = 12. Yellow = 12.
 $12 + 12 = 24$. Red shows 20.

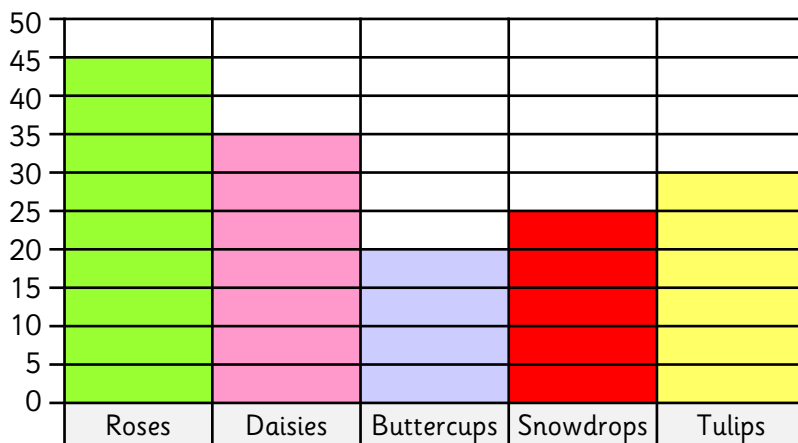
Give this block diagram a suitable title.

Use the clues to complete the block diagram.

- 30 more people chose mint than coffee.
- 20 fewer people bought strawberry compared to mint.
- Chocolate sold the most with 90, whilst vanilla sold 20 less.



Daisies, buttercups and tulips have a combined total of 80.



Is Kat correct? Explain how you know.

No. The combined total is 85.

Create your own questions for a friend.

Spot the mistake. Explain your answer.

Class	Number of children
Year 1	60
Year 2	80
Year 3	50
Year 4	60
Year 5	40

Year 2 table shows 80 children.

The block diagram only shows 70 children.

